



BIOTOPIC FEATURES CHANGE THE SIZE OF *CARABUS ODORATUS* SHIL

ANATOLIY SAVELIEV¹, TATYANA ANANINA², RAISA SUKHODOLSKAYA^{3*}

¹ Kazan (Volga Region), Federal University 18, Kremlevskaya str. Kazan 420018 Russian Federation

² State Budgetary Establishment “Zapovednoe Podlemorie”, Komsomolskaya str. 44 – 64, Ulan Ude 670045 Russian Federation

³ State Budgetary Establishment Research Institute for Problems of Ecology and Mineral Wealth, Dauruskaya str. 28, Kazan 420087 Russian Federation

ARTICLE INFORMATION

Article History:

Received: 31st December 2022
Accepted: 28th March 2023
Published online: 31st March 2023

Author's contribution:

AS designed the study, TA analyses the data, RS compiled the results.

Key words:

body size variation, ground beetles, biotope, morphometry, mountains.

ABSTRACT

Body size variation attracts attention of many researchers in different fields because of its importance in organisms functioning. We sampled ground beetles of mountain species *Carabus odoratus* in different biotopes of Barguzinskiy Ridge (northeast part of Baikal Lake; N 54° 20'; E 109° 30'; Russia). Nine biotopes at different elevation were under the study. We measured sampled beetles for six morphometric traits (elytra, pronotum, head lengths and width). In total 984 specimens were measured individually. Length parameters varied to greater extent in *C. odoratus*. Elytra length and pronotum and head length as well were significantly shorter in beetles dwelling in aspen, fir, tundra, heath and park birch if compared with ones in forestry habitats. Wherein width parameters were, roughly speaking, similar in beetles of all studied biotopes. Undoubtedly observed effect of biotope impact on beetles' size variation was connected with differing environmental factors at the certain elevations.

1. INTRODUCTION

The habitat of an organism is the most important component that assures reproductive fitness, secure species interaction, and group living of different species. The survival and existence of a species need a habitat with defined qualities that satisfy the organism's requirements. Natural habitats are continuously altered due to different environmental factors impact. Understanding patterns of variations in species richness and corresponding processes is helpful in planning biological conservation. (Ballard et al., 2013; Zellweger et al., 2017). While studying species diversity in relation to habitat often ecologists focus on the related space partition and resource sharing by the species in correlation with species density, population size, body size, and phylogeny (Taylor & Gotelli, 1994). And variation in body size is becoming increasingly important.

It is correlated with many aspects of life history such as generation time, reproduction rate and dispersal, and it is associated with ecological interactions and resource requirements. And habitat features affect directly or indirectly body size variation in animals, particularly in such little creatures as insects. The latter depends extremely on environmental factors. This concerns especially ground dwelling species in tundra or mountains ridges. During winter, snow cover was the key predictor of soil microclimate (Oppe et al., 2022). It was discovered that topography and moisture explained little variation in the measured temperatures. But local vegetation and topography can alter environmental conditions above, near, and below the soil surface (Lenoir et al., 2013; Aalto et al., 2018; Bramer et al., 2018).

Shading from standing vegetation dominated by shrubs can reduce soil temperatures and soil temperature fluctuations during the growing season (Klene et al., 2001; Kade et al., 2006; Blok et al., 2010; Myers-Smith & Hik, 2013, Aguirre et al., 2021).

*Corresponding Author: sukhodolskayaraisa@gmail.com

Copyright 2017 University of Sindh Journal of Animal Sciences

Cooling of soils has also been observed under insulating mats of bryophytes (Blok et al., 2011; van der Wal & Brooker, 2004) or lichens (Cannone & Guglielmin, 2009; Mallen-Cooper et al., 2021; van Zuijlen et al., 2020). Furthermore, soils are commonly colder in depressions or shady locations within topographically heterogeneous landscapes (Aalto et al., 2018; Opedal et al., 2015), and particularly where high soil moisture induces evaporational cooling (Aalto et al., 2013). During winter and early spring, insulation from snow cover, which accumulates in dense shrub vegetation or lee positions (Sturm et al., 2001), leads to soils that are warmer than aboveground layers (Aalto et al., 2018; Kade et al., 2006). This effect can even outweigh summer cooling and results in a net annual warming of soils under tall shrub canopies (Kropp et al., 2021). However, tall shrubs can also reduce snow insulation of soils in spring, as dark branches penetrating the snow increase the radiative heat input and accelerate snow melt (Wilcox et al., 2019). Through these effects on soil temperature, vegetation and topography can influence soil microbial community composition, nutrient cycling and ecosystem fluxes (Cahoon et al., 2012; Lafleur & Humphreys, 2018; Sturm et al., 2001). In addition, microclimatic variation above and below the soil surface across tundra vegetation types can affect abundance of organisms from higher trophic levels such as arthropods (Høye et al., 2021).

Among arthropods ground beetles were studied sufficiently. Their body size varied in geographical and anthropogenic impact gradients (Sukhodolskaya, Ereemeeva, 2013; Sukhodolskaya, 2014; Sukhodolskaya, Ananina, 2015). Modeling procedures also confirmed habitats vegetation cover effect on beetle's size variation (Sukhodolskaya, Saveliev, 2016; 2017). The aim of this paper was to reveal whether biotope vegetation affected body size in one of the dominating species in mountain ridge *C. odoratus*. Our hypotheses were: (i) body size in beetles inhabiting open biotopes would be smaller than in the forested ones; (ii) in high elevation biotopes beetles body size would be smaller; (iii) in high elevated biotopes sexual size dimorphism (SSD, the difference between males and females) would be larger than at low altitudes.

2. MATERIALS AND METHODS

Studied area

The studies were carried out on the territory of the Barguzinsky State Reserve, located on the western

macroslope of the ridge of the same name (North-Eastern Baikal region). The profile of 30 km passes in the valley of the Davsha river, from the shore of Lake Baikal to watershed Tarkulik and Davsha river (a spur of the Barguzinsky Range). According to the landscape features of the study area, the following high-altitude sections were distinguished: the coast of lake Baikal, 454-517 m above sea level; lowland (lower part of the mountain-forest belt) - 518-720 m; midland (upper part of the mountain-forest belt), 721-1300 m; highland (subalpine belt of vegetation), 1301-1700 m. Nine entomological stationary sites are located in biotopes of Barguzinsky Range, Fig. 1.

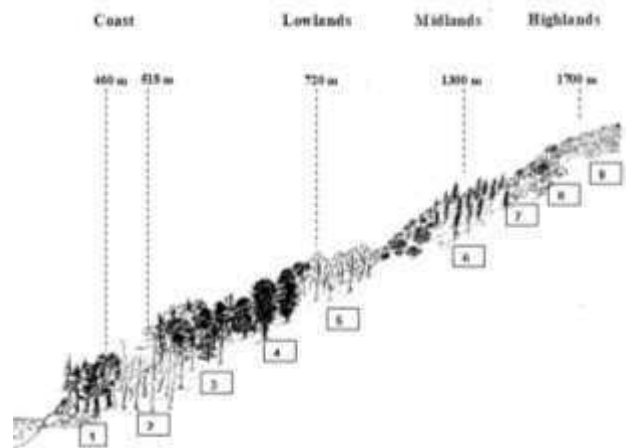


Figure 1. Location of biotopes on the altitudinal profile.

- 1 – bilberry cedar (54.21104 N, 109.30123 E);
- 2 – blueberry larch forest (54.21108 N, 109.39291 E);
- 3 – cowberry pine forest (54.23585 N, 109.41062 E);
- 4 – aspen cedar (54.2931N, 109.5431E);
- 5 – bergenia aspen (54.23065N, 109.43546 E);
- 6 – green moss fir forest (54.21172 N, 108.47101 E),
- 7 – sparse birch forest (54.20382 N, 109.48358 E),
- 8 – bilberry tundra (54.20322 N, 109.49595 E),
- 9 – lichen mountain heath (109.49595 N).

We used pitfall traps for beetles sampling - glass jars with volume of 0.5 liters, 70 mm in diameter and with 4% formalin as a fixative. Pitfall traps were placed in a straight line at 5 m interval (Barber, 1931). The captured insects were selected every decade from the third decade of May to the second decade of September in 2004 – 2017 (Ananina, 2010).

We selected undamaged specimens for habitat analysis, but without fixing the selection time (year, month, decade). In total 2200 specimens of ground beetles were selected and measured individually for six traits: elytra length and width, pronotum length and width, head length and distance between eyes, Fig. 2.

Object

The ground beetle *Carabus odoratus barguzinicus* Shil., 1996 served as a model species for morphometric measurements. The habitat of *C. odoratus barguzinicus* is limited to the Barguzin Ridge. *C. odoratus* is a dominant species (17.3% from total ground beetle's assemblages), it belongs to the group of walking epigeobionts, the class of zoophages, brachiopterics, with a two-year breeding cycle. It is represented in all plots of the altitudinal belt series (Ananina, 2015). Fig. 2.



Figure 2. Scheme of measurement of *C. odoratus* traits, numbers indicate the terminal ends of the measurements (red color).

Legend: 1-2 – length of elytra (distance along the seam from the middle of the edge to the top); 3-4 – the width of the elytra (the distance between the shoulder angles of the left and right elytra); 5-6 – length of pronotum (distance along the midline from base to apex); 7-8 – width of the pronotum (width of the base); 9-10 – head length (distance from neck to upper lip); 11-12 – the distance between the eyes.

Morphometric analysis

Morphometric measurements were carried out under an MBS-9 binocular microscope at a magnification of 1x8. In the study area, the length of *C. odoratus* varies from 12.8 mm to 24.8 mm. Visually the largest individuals were found in the aspen cedar forest of the low-mountain vegetation belt, in the vicinity of the thermal spring in the valley river Big. The smallest specimens of ground beetles were found in the subalpine belt in the valley of Davshe river, in the lichen tundra. The sex of the beetles was distinguished by the width of the segments on the front legs; in males, the segments are more expanded. After determining the sex with an eyepiece micrometer, 6 morphometric features of the body organs were measured in each beetle: the length and width of the elytra, pronotum (pronotum), and head, fig.2.

Statistical analysis

All statistical analyzes of morphometric data were carried out using the R system (R Development Team...2021). First, we formed a data set, coding each individual for the biotope where it was selected. Next, we used linear models to reveal the effects of biotope on trait variability. For example, a model that estimated elytra length variability was written using the R syntax: `**** Elytra.Length~fSex/(fHabitat)`, where fSex is a factor representing sex, etc. Analysis of Variance (ANOVA) of models was used to test the significance of effects. We assessed the interaction effects of environmental factors on each trait, confidence intervals (using Student's t-tests) and residual statistics (errors). The results were presented as estimated effects, and their confidence intervals were used to present the results in the form of figures. Interaction effects were compared to baseline (reference) (95% confidence level and normal approximation used). Apart from the confidence intervals for the main gender effects, some other variables were also shown.

3. RESULTS AND DISCUSSION

At the figures below all parameters are given compared with the baseline. Usually, it is taken at the discretion of the researcher. We took beetles parameters in bilberry cedar forest on the coast. Elytra length was significantly smaller in males than in females in all studied biotopes (sexual size dimorphism). But the response to habitat type did not differ in both sexes (Fig. 3, 4).

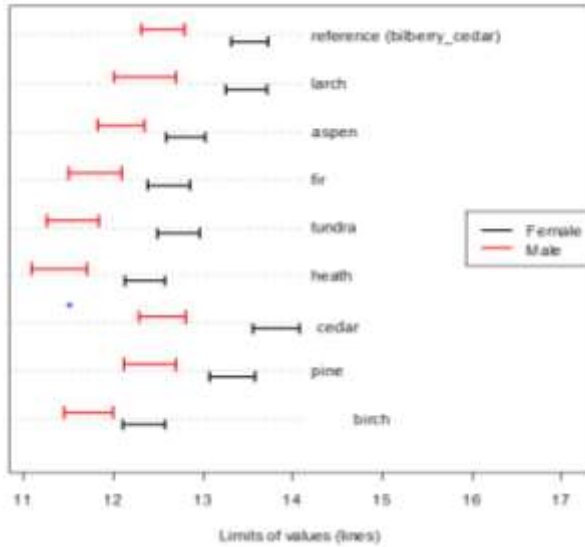


Figure 3. Elytra length variation in different habitats in *C. odoratus*. Herein and after 95% confidence intervals are given

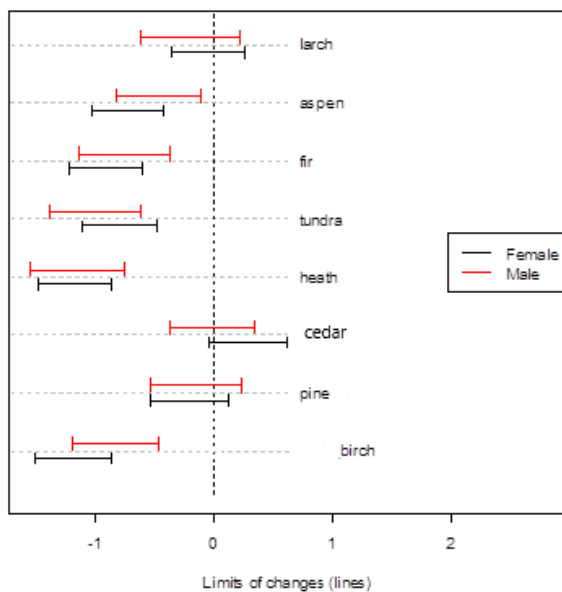


Figure 4. Comparative visualization of elytra length variation in different habitats in *C. odoratus*. Vertical dotted line denotes beetle's elytra length value in bilberry cedar.

Elytra width values did not differ among males and females in studied biotopes (Fig. 5). And that trait reacted to biotopes characters similarly in all studied cases (excluding males in cedar) (Fig (6).

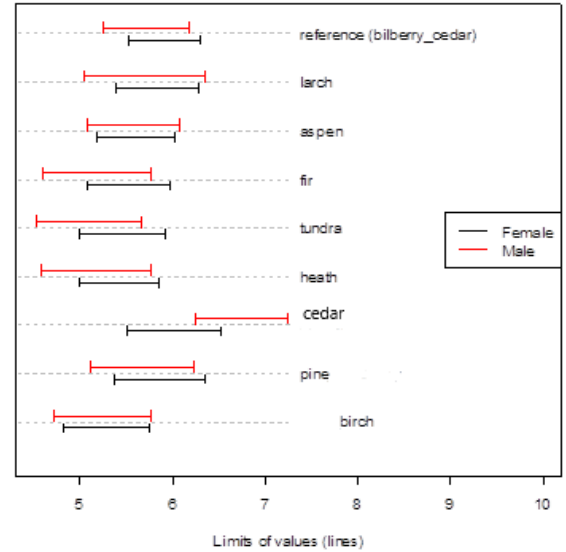


Figure 5. Elytra width variation in different habitats in *C. odoratus*.

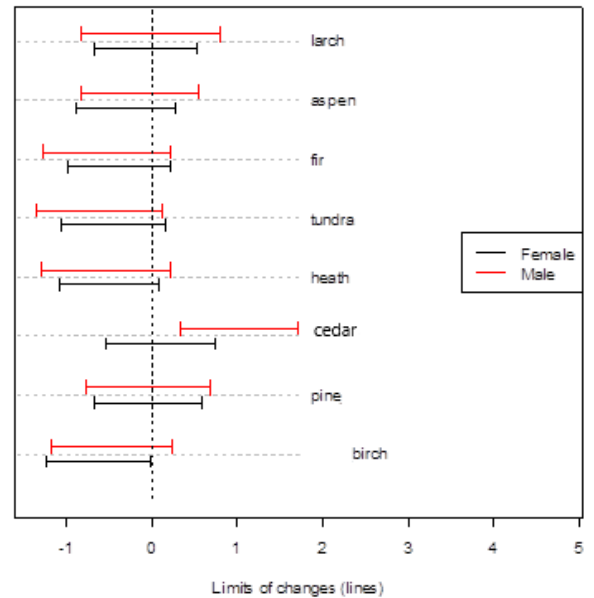


Figure 6. Comparative visualization of elytra width variation in different habitats in *C. odoratus*. Vertical dotted line denotes beetle's elytra width value in bilberry cedar.

Pronotum length variation was similar with elytra length one: there were significant shifts toward smaller ones in beetles dwelling in aspen, fir, tundra, heath and birch (Fig. 7, 8).

Biotope features change the size of Carabus

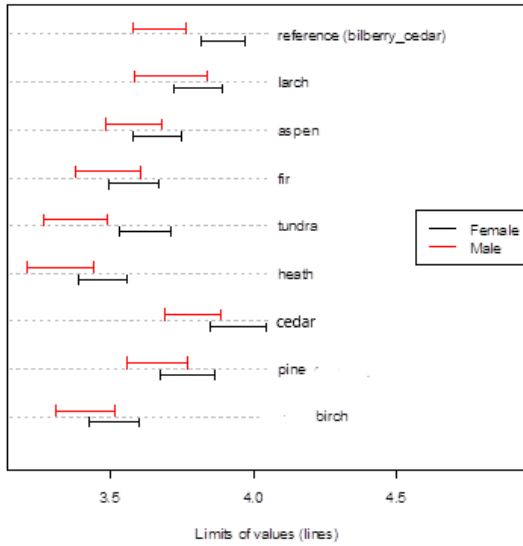


Figure 7. Pronotum length variation in different habitats in *C. odoratus*.

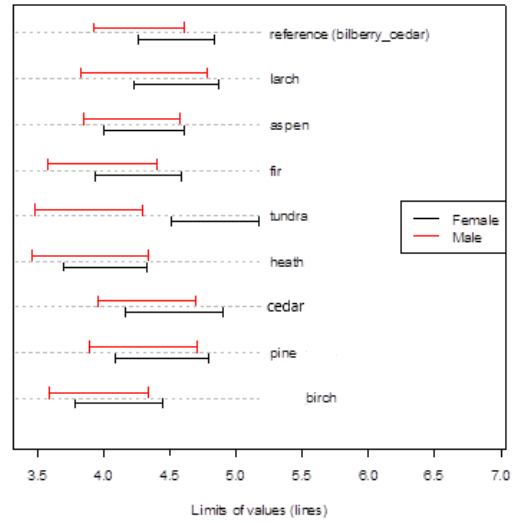


Figure 9. Pronotum width variation in different habitats in *C. odoratus*.

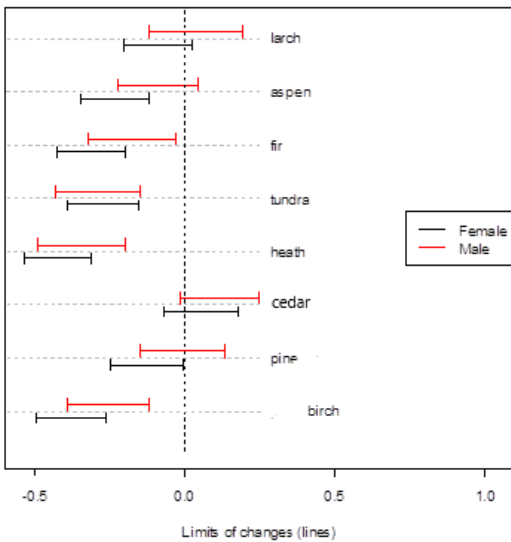


Figure 8. Comparative visualization of pronotum length variation in different habitats in *C. odoratus*. Vertical dotted line denotes beetles pronotum length value in bilberry cedar.

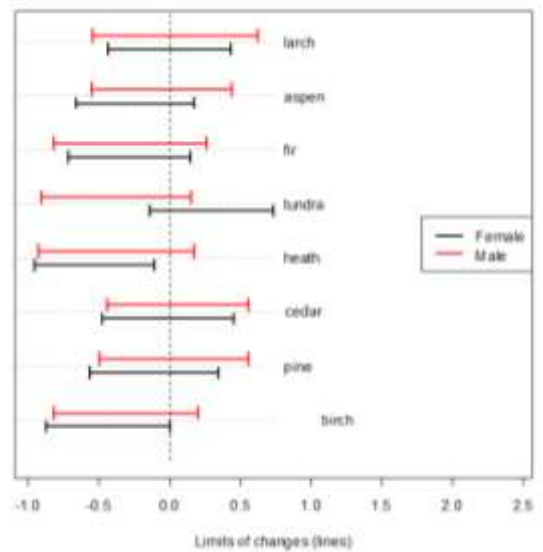


Figure 10. Comparative visualization of pronotum width variation in different habitats in *C. odoratus*. Vertical dotted line denotes beetles pronotum width value in bilberry cedar.

Pronotum width (like elytra width) did not demonstrate any differences between different habitats (Fig. 9, 10).

Head length demonstrated the most striking variation (Fig. 11, 12). It was significantly smaller in fir and heather beetles, but nearly equal to bilberry beetles in tundra and in cedar the beetles had even longer head.

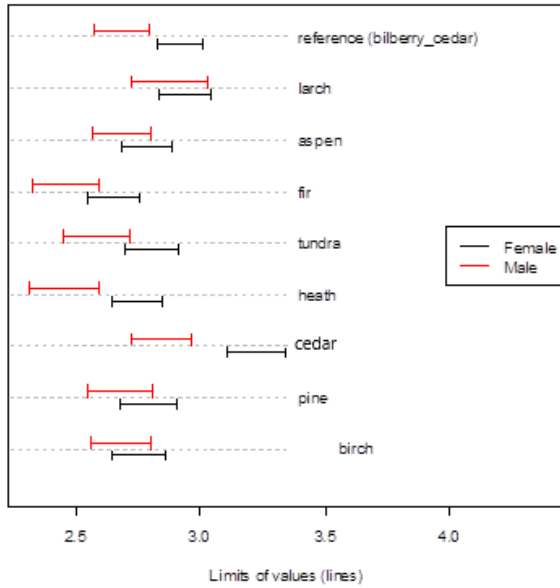


Figure 11. Head length variation in different habitats in *C. odoratus*.

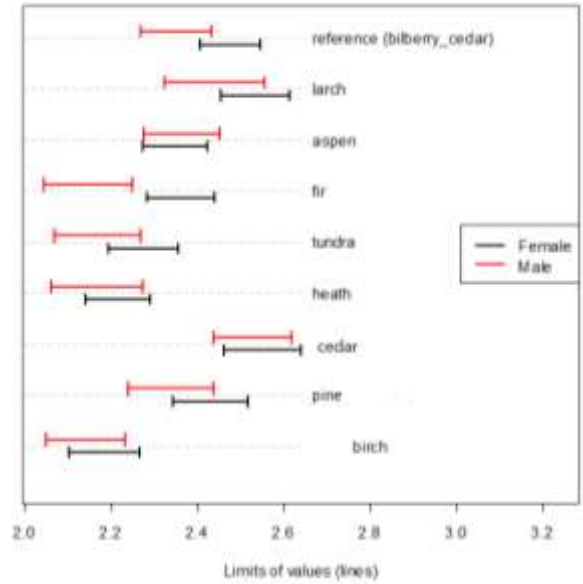


Figure 13. Between-eyes distance variation in different habitats in *C. odoratus*.

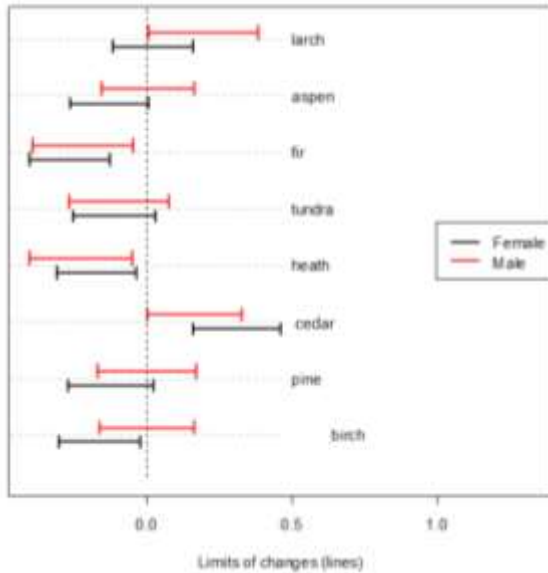


Figure 12. Comparative visualization of head length variation in different habitats in *C. odoratus*. Vertical dotted line denotes beetles head length value in bilberry cedar.

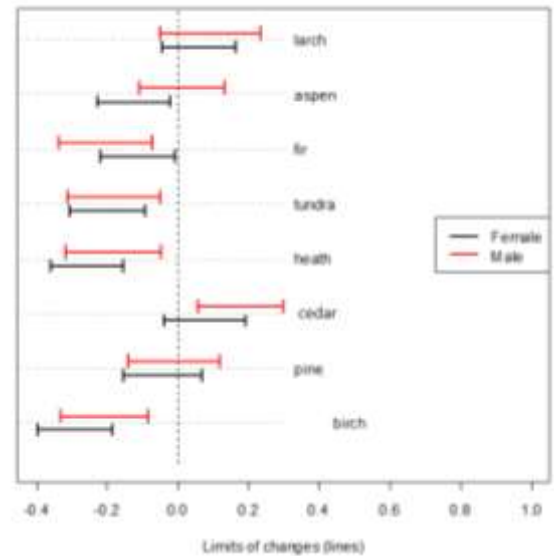


Figure 14. Comparative visualization of between-eyes distance variation in different habitats in *C. odoratus*. Vertical dotted line denotes beetles between-eyes distance value in bilberry cedar.

Variation in between-eye distance was analogous to elytra and pronotum length variation: it was significantly shorter in fir, tundra, heath and birch (Fig. 13, 14).

The responses of males and females (deviation from base line at the Fig. Fig. 4, 6, 8, 10, 12, 14) were similar in all analyzed traits. So, we did not record sexual size dimorphism in the biotopes situated at high altitudes.

Ground beetles are mainly predators and it seems that vegetation at the habiting biotope affects their presence or some traits in a very low degree. But it is not profoundly true. Ground beetle *Carabus granulatus* size decreased significantly when habiting in linden forest if compared with elm and oak ones and meadows as well (Sukhodolskaya, 2014). But modeling environmental factors impact on *Carabus aeruginosus* body size variation showed that biotopes characters did not affect beetles' size unlike the region of sampling and anthropogenic impact (Sukhodolskaya & Ereemeeva, 2013). In rural habitats, sown with agricultural crops, the only males body size decreased leading to the pronounced sexual size dimorphism in rural populations of *Poecilus cupreus* (Sukhodolskaya & Saveliev, 2016).

In our study as we expected biotope characters affected beetles size variation. In forested biotopes (cedar, larch, pine) beetles' elytra and pronotum length were significantly longer than in open ones (tundra, heath, park birch). In this relation two aspects seemed to be expected too. For the first, open habitats in our investigation were situated practically always in high mountains. Climatic factors are specific there and the latter do not promote beetles size increase. In relation to studied species – *C. odoratus* – it was comprehensively shown when investigating beetles size variation in altitude gradient (Ananina et al. 2020) all traits value monotonically decreased towards high elevations. The length parameters did that in greater extent, than width ones. The data on the size of beetles in forested biotopes in middle mountains also speak in favor of altitude effect. Beetles in middle mountain aspen and fir were significantly smaller than in coastal cedar.

Undoubtedly observed regularities are explained by the features of microclimate at the studied plots. Humidity, temperatures above soil surface and at different depth, precipitation level, snowpack – is incomplete list of factors affecting larva growth and then beetles imagoes size. The first steps in revision of climatic factors impact on beetles' size were done. In *C. odoratus* positive correlation was found between soil temperature at the 5 and 10 cm depth, minimal soil temperatures and beetles' size (Ananina et al., 2020). Humidity and other water-including factors (precipitation, snow cover thickness, snowpack) affected beetles' size in the negative: the higher was the factors value the smaller were beetles. Species-specific characters should be taken into account

too. In another dominant species of Barguzin Ridge – *Pterostuchus montanus* – relationships between climatic variables and body size variation were just the opposite (Sukhodolskaya et al., 2022).

4. CONCLUSION

Trait-based investigations are gaining popularity. Along with community related traits (species richness, functional groups etc.) population-related traits are of great importance because precisely they are the points of native selection. Ground beetles body size variation in different habitats of the mountain ridge described in our study highlights relationships between altitude, vegetation cover, microclimatic factors and population dynamics. It will therefore provide important insights into how future vegetation changes could affect population-level processes in the mountain ecosystems.

5. CONFLICT OF INTEREST

All authors have declared that there is no conflict of interests regarding the publication of this article.

REFERENCES

- Aalto, J., Le Roux, P. C., & Luoto, M. (2013). Vegetation mediates soil temperature and moisture in arctic-alpine environments. *Arctic, Antarctic, and Alpine Research*, 45(4), 429–439.
<https://doi.org/10.1657/1938-4246-45.4.429>
- Aalto, J., Scherrer, D., Lenoir, J., Guisan, A., & Luoto, M. (2018). Biogeophysical controls on soil-atmosphere thermal differences: Implications on warming Arctic ecosystems. *Environmental Research Letters*, 13(7), 074003.
<https://doi.org/10.1088/1748-9326/aac83e>
- Aguirre, D., Benhumea, A. E., & McLaren, J. R. (2021). Shrub encroachment affects tundra ecosystem properties through their living canopy rather than increased litter inputs. *Soil Biology and Biochemistry*, 153, 108121.
- Ananina, T., Sukhodolskaya, R., & Saveliev, A. (2020). Altitudinal variation of sexual Size Dimorphism in Ground Beetle *Carabus odoratus* Shill. *GSC Biological and Pharmaceutical Sciences*, 12(02), 27-36.
<https://doi.org/10.30574/gscbps.2020.12.2.0216>
- Ananina, T.L. (2014). Features biotopical carabids (Coleoptera, Carabidae) of Barguzin mountain range (North Baikal), European Conference on Innovation in Technical and Natural Sciences,

- Proceedings of the 1st International scientific conference, East West, Association for Advanced Studies and Higher Education GmbH. Vienna, 8-12.*
- Ananina, T.L. (2015). Biotopic preferences of ground beetles (Carabidae, Coleoptera) of the Barguzin ridge on the example of *Carabus odoratus barguzinicus* Shil. *Eurasian Entomological Journal*, 14 (6), 511-517.
- Ballard, M., Hough-Goldstein, J., & Tallamy, D. (2013). Arthropod communities on native and nonnative early successional plants. *Environ Entomol.*, 42(5), 851-9.
- Barber, H. (1931). Traps for cave-inhabiting insects. *J. Elisha Mitchell Sci. Soc.* 46(2), 259-266.
- Blok, D., Heijmans, M. M. P. D., Schaepman-Strub, G., Kononov, A. V., Maximov, T. C., & Berendse, F. (2010). Shrub expansion may reduce summer permafrost thaw in Siberian tundra. *Global Change Biology*, 16(4), 1296–1305. <https://doi.org/10.1111/j.13652486.2009.02110.x>
- Bramer, I., Anderson, B. J., Bennie, J. J., Bladon, A. J., De Frenne, P., Hemming, D., Hill, R. A., Kearney, M. R., Körner, C., Korstjens, A. H., Lenoir, J., Maclean, I. M. D., Marsh, C. D., Morecroft, M. D., Ohlemüller, R., Slater, H. D., Suggitt, A. J., Zellweger, F., & Gillingham, P. K. (2018). Advances in monitoring and modelling climate at ecologically relevant scales. In *Advances in ecological research*, 58, 101–161. <https://doi.org/10.1016/bs.aecr.2017.12.005>
- Cahoon, S. M. P., Sullivan, P. F., Shaver, G. R., Welker, J. M., & Post, E. (2012). Interactions among shrub cover and the soil microclimate may determine future Arctic carbon budgets. *Ecology Letters*, 15(12), 1415–1422.
- Cannone, N., & Guglielmin, M. (2009). Influence of vegetation on the ground thermal regime in continental Antarctica. *Geoderma*, 151(3–4), 215–223. <https://doi.org/10.1016/j.geoderma.2009.04.007>
- Holmgren, J. (2001). Snow-shrub interactions in Arctic tundra: A hypothesis with climatic implications. *Journal of Climate*, 14(3), 336–344.
- Høye, T. T., Loboda, S., Koltz, A. M., Gillespie, M. A., Bowden, J. J., & Schmidt, N. M. (2021). Nonlinear trends in abundance and diversity and complex responses to climate change in Arctic arthropods. *Proceedings of the National Academy of Sciences*, 118(2), e2002557117. <https://doi.org/10.1073/PNAS.2002557117>
- Kade, A., Romanovsky, V. E., & Walker, D. A. (2006). The n-factor of non-sorted circles along a climate gradient in Arctic Alaska. *Permafrost and Periglacial Processes*, 17(4), 279-289.
- Klene, A. E., Nelson, F. E., Shiklomanov, N. I., & Hinkel, K. M. (2001). The n-factor in natural landscapes: Variability of air and soil-surface temperatures, Kuparuk River basin, Alaska, U.S.A. *Arctic, Antarctic, and Alpine Research*, 33(2), 140–148.
- Kropp, H., Loranty, M. M., Natali, S. M., Kholodov, A. L., Rocha, A. V., Myers-Smith, I. H., Abbot, B. W., Abermann, J., Blanc-Betes, E., Blok, D., Blume-Werry, G., Boike, J., Breen, A. L., Cahoon, S. M. P., Christiansen, C. T., Douglas, T. A., Epstein, H. E., Frost, G. V., Goeckede, M., & Lund, M. (2021). Shallow soils are warmer under trees and tall shrubs across Arctic and boreal ecosystems. *Environmental Research Letters*, 16(1), 015001.
- Lafleur, P. M., & Humphreys, E. R. (2018). Tundra shrub effects on growing season energy and carbon dioxide exchange. *Environmental Research Letters*, 13(5), 055001 <https://doi.org/10.1088/1748-9326/aab863>
- Lenoir, J., Graae, B. J., Aarrestad, P. A., Alsos, I. G., Armbruster, W. S., Austrheim, G., Bergendorff, C., Birks, H. J. B., Bråthen, K. A., Brunet, J., Bruun, H. H., Dahlberg, C. J., Decocq, G., Diekmann, M., Dynesius, M., Ejrnæs, R., Grytnes, J. A., Hylander, K., Klanderud, K., & Svenning, J. (2013). Local temperatures inferred from plant communities suggest strong spatial buffering of climate warming across northern Europe. *Global Change Biology*, 19(5), 1470–1481. <https://doi.org/10.1111/gcb.12129>
- Mallen-Cooper, M., Graae, B. J., & Cornwell, W. K. (2021). Lichens buffer tundra microclimate more than the expanding shrub *Betula nana*. *Annals of Botany*, 128, 407–418. <https://doi.org/10.1093/aob/mcab041>
- Myers-Smith, I. H., & Hik, D. S. (2013). Shrub canopies influence soil temperatures but not nutrient dynamics: An experimental test of tundra snow-shrub interactions. *Ecology and Evolution*, 3(11), 3683–3700. <https://doi.org/10.1002/ece3.710>
- Opedal, Ø. H., Armbruster, W. S., & Graae, B. J. (2015). Linking small-scale topography with microclimate, plant species diversity and intra-specific trait variation in an alpine landscape. *Plant Ecology & Diversity*, 8(3), 305–315.
- Oppe, J. V. & Normand, S. (2022). Cross-scale regulation of seasonal microclimate by vegetation and snow in the Arctic tundra. *Global Change Biology*, 00, 1–17. <https://doi.org/10.1111/gcb.16426>

- R Development, Core Team (2021). R: A language and environment for statistical computing. R Foundation for Statistical Computing, Vienna, Austria. <http://www.R-project.org>
- Sukhodolskaya, R. (2014). Variation in Body Size and Body Shape in Ground Beetle *Pterostichus melanarius* Ill. (Coleoptera, Carabidae). *Journal of Agri-Food and Applied Sciences*, 2(7), 196-205.
- Sukhodolskaya, R. A., & Ananina, T. L. (2015). Altitudinal variation in population density, body size and morphometric structure in *Carabus odoratus* Shil, 1996 (Coleoptera: Carabidae). *Acta Biol. Univ. Daugavp.*, 15 (1), 179 – 190.
- Sukhodolskaya, R. A. & Saveliev, A. A. (2017). Biotope vegetation role in body size variation in ground beetles (Coleoptera, Carabidae), *Materials of the V All-Russia Conference, Biological systems: sustainability, principles and functioning mechanisms*, 311 – 315.
- Sukhodolskaya, R. A., & Ereemeeva, N. I. (2013). Body size and shape variation in Ground Beetle *Carabus aeruginosus* F.-W., 1822 (Coleoptera, Carabidae). *Contemporary Problems of Ecology*, 6(6), 609 – 615.
DOI: <https://10.1134/S1995425513060127>
- Sukhodolskaya, R. A., & Saveliev, A. A. (2014). Effects of Ecological Factors on Size Related Traits in the Ground Beetle *Carabus granulatus* L. (Coleoptera, Carabidae), *Russian Journal of Ecology*, 45(5), 414–420.
- Sukhodolskaya, R. A., Ananina, T. L., & Savelyev, A. A. (2022). Influence of environmental factors on the variability of the size of ground beetles in high mountains. *Proceedings of the XXIV International Scientific Conference, Biological diversity of the Caucasus and the South of Russia*, Magas, Makhachkala: ALEF Publishing House, 457 - 459.
- Sukhodolskaya, R. A., & Saveliev, A. A. (2016). Crop impact on body size variation in carabid beetle *Poeciloscopus* Linnaeus (Coleoptera, Carabidae), *I (IV) International Scientific and Practical Meeting, Problems of Modern Entomology, Scientific online journal*, 7 (3), 84.
- Taylor, C.M., & Gotelli, N.J. (1994). The macroecology of *Cyprinella*: correlates of phylogeny, body size, and geographical range. *Am Nat.*, 144(4), 549-69.
- van der Wal, R., & Brooker, R. W. (2004). Mosses mediate grazer impacts on grass abundance in arctic ecosystems. *Functional Ecology*, 18(1), 77–86. <https://doi.org/10.1111/J.1365-2435.2004.00820.X>
- van Zuijlen, K., Roos, R. E., Klanderud, K., Lang, S. I., & Asplund, J. (2020). Mat-forming lichens affect microclimate and litter decomposition by different mechanisms. *Fungal Ecology*, 44, 100905.
- W., Maximov, T. C., & Berendse, F. (2011). The cooling capacity of mosses: Controls on water and energy fluxes in a Siberian tundra site. *Ecosystems*, 14(7), 1055–1065.
<https://doi.org/10.1007/s10021-011-9463-5>
- Wilcox, E. J., Keim, D., de Jong, T., Walker, B., Sonntag, O., Sniderhan, A. E., Mann, P., & Marsh, P. (2019). Tundra shrub expansion may amplify permafrost thaw by advancing snowmelt timing. *Arctic Science*, 5(4), 202–217.
- Zellweger, F., Roth, T., Bugmann, H., & Bollmann, K. (2017). Beta diversity of plants, birds and butterflies is closely associated with climate and habitat structure. *Global Ecology and Biogeography*, 26(8), 898-906.